

Applications



PROUD TO BE A WOMAN OWNED BUSINESS

CORPORATE OFFICE:
18 West Carver Street, Suite 1
Huntington, New York 11743
Tel: 631-385-0300 Fax: 631-385-0888
WWW.Elaviation.com

RBR
REGIONAL BOARDING RAMP
BY EAST ISLAND AVIATION

RBR

REGIONAL BOARDING RAMP
BY EAST ISLAND AVIATION

This revolutionary piece of aircraft ground equipment has the ability to provide disabled passenger boarding, as well as all passengers, with a bridge-type service at a fraction of the cost.

The RBR Regional Boarding Ramp by East Island Aviation Services, Inc. provides safe, easy boarding and deplaning of passengers from all regional jets and nearly all turbo-prop aircraft. The RBR is designed to interface with all ground level terminal buildings. The fully mobile RBR installs in less than 8 hours and requires no foundations.



Features

Fully Integrated Sub-floor:

Two Configurations:

Standard 220 VAC
3 Phase Hook-Up

Modular Components:

Radial Design:

Mechanically Actuated:

Two Types of Enclosures:

Fully Mobile:

FAA Compliant

Benefits

Allows for increased passenger comfort.

Standard RBR unit accommodates taxi in / push back operations. Use of the Extended model will allow for taxi in / out operations.

Does not require expensive terminal electrical feeds

Readily adapts to all push-back and most taxi aircraft layouts.

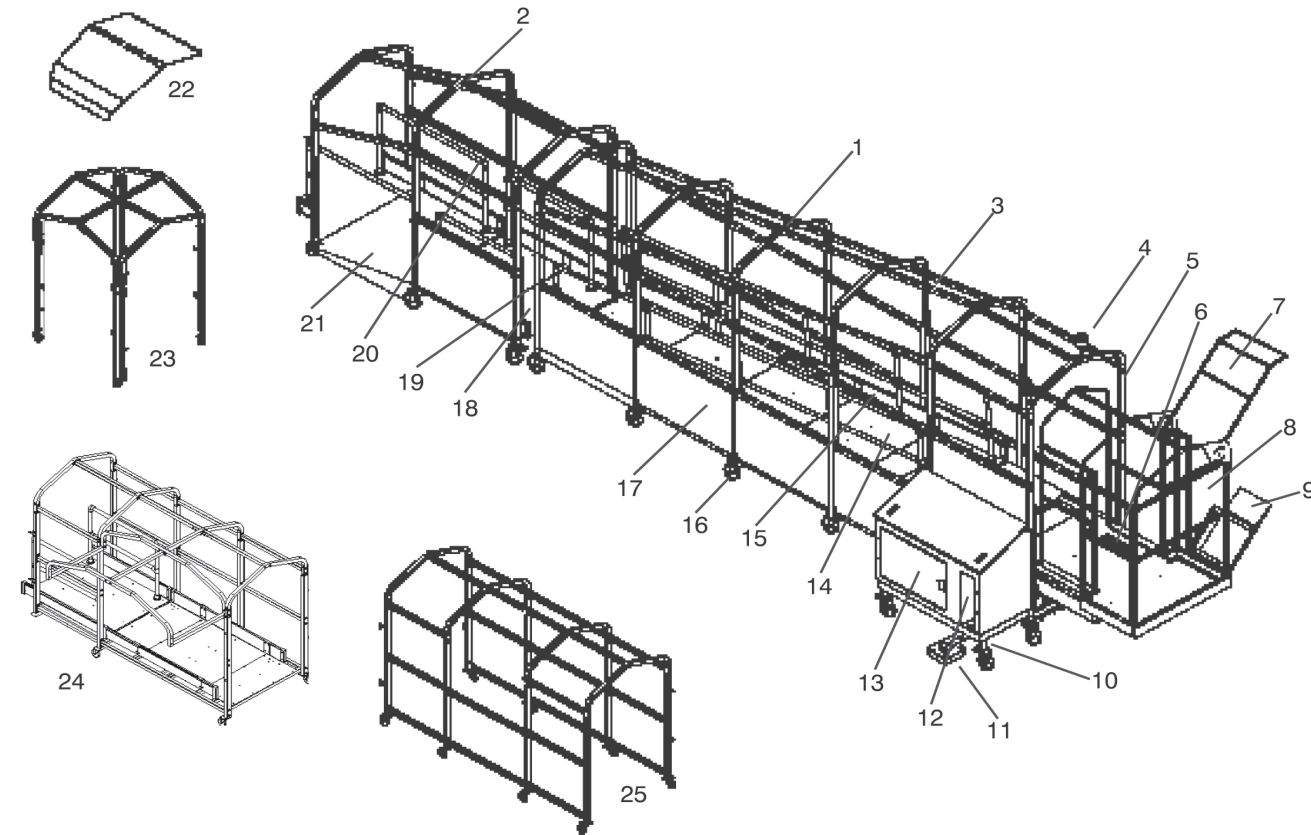
Uncomplicated, fast and easy positioning to aircraft.

Provides fast and simple aircraft docking.

Nylon vinyl fabric in mild climate locations allows ambient air through, while optional U.S. solid roof with lexan sides protects passengers in harsh weather locations.

Requires no permanent attachment to building structures; no special facility enhancements and most important...No Foundation!

Meets all specifications for a device used to board airline passengers with mobility impairments as set forth in FAA Advisory Circular AC No. 150/5220-21B



1. Basic RBR Regional Boarding Ramp
2. RBR RFX
3. Fabric or Lexan Panels
4. Flashing Beacon Light with Alert Siren
5. Photoelectric Sensors
6. Console Control
7. Air Stair Canopy
8. Adjustable Landing with Clear Weather Guard
9. Hinged Jet-Bridge Adapter
10. Drive Unit Assembly
11. Retractable Stabilizer Jack
12. Electrical Control Box: 220 VAC 30 AMP
13. Mechanical Access Doors
14. Deck Plate
15. Safety Kick Plate
16. Casters
17. Steel Panels
18. Transition Ramp
19. Transition Handrail
20. Railing
21. Ramp to Ground Transition Ramp
22. Terminal Canopy
23. Multi-Access Unit
24. Valet Transfer Area
25. Fixed Section

30' mobile passenger shelter. Deployment is achieved electro-mechanically. When not in use, an RBR is typically stowed in a secure position beside the terminal.

RFX allows for smooth transition from RBR to ground level or sidewalk and will mate to Commute-A-Walk.

Nylon vinyl fabric in mild climate locations allows ambient air through, while optional lexan sides protects passengers in harsh weather locations.

Advise movement of RBR.

Prevents contact with aircraft.

Simple 2 position joy stick controls.

Mounts on front of RBR and allows for total coverage all the way into the aircraft.

Protects passengers from the elements of bad weather and allows for proper positioning to aircraft doorway.

All aluminum construction. 21" max. width to accommodate straight back wheelchair.

2 - 15" pneumatic tires with disengage for emergency movement or transport.

High speed: 75 ft./minimum. Low speed: 30 ft./minimum.

Power actuated.

Easy access.

Easy access to motor and electrical components.

Aluminum with non-skid ribbed rubber covering.

Continuous length, 8" high.

8" heavy duty with 1500 lb. rating each.

Perforated panels are available with OPTIONAL logo laser cut.

Pivoting. Safety nosing lifts to remove anchor pin for transport.

Continuous handrail through transitions.

2" aluminum with set screw cast fittings.

Allows for smooth transition from RBR to ground level or sidewalk.

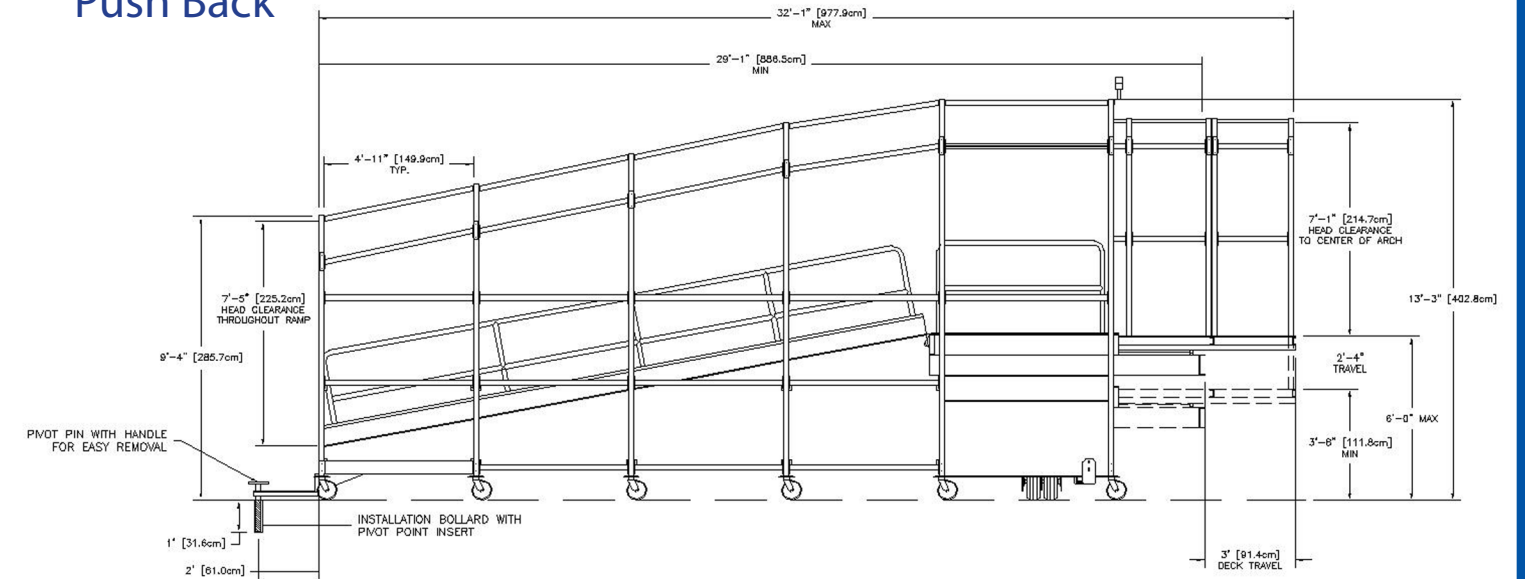
OPTIONAL.

OPTIONAL. modular unit allows for easy valet bag transfer. Will matto Commute-A-Walk

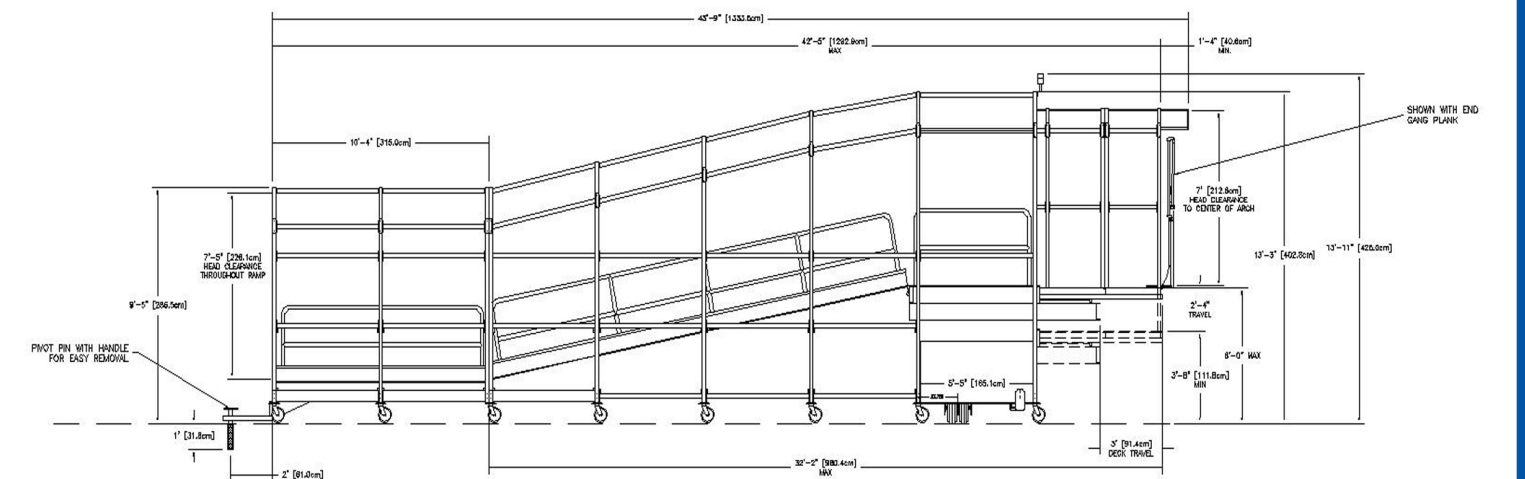
OPTIONAL. Accommodates various aircraft parking configurations. Available with floor, and in custom shapes. Please consult factory. Will mate to Commute-A-Walk.

Typical Configurations

Configuration 1 Push Back



Configuration 2 Taxi/out



CORPORATE OFFICE:
18 West Carver Street, Suite 1
Huntington, New York
11743
Tel: 631-385-0300
Fax: 631-385-0888
WWW.Elaviation.com

RBR
REGIONAL BOARDING RAMP
BY EAST ISLAND AVIATION